



Navigation Switches Series SNA1

NEW

We provide Laser Marking service.



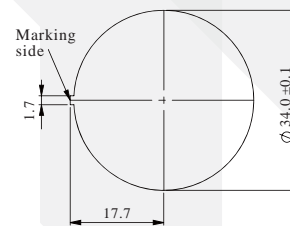
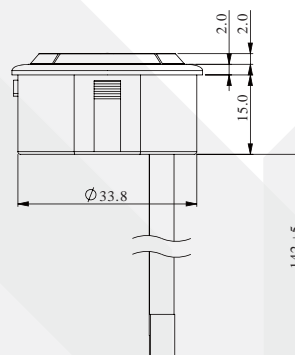
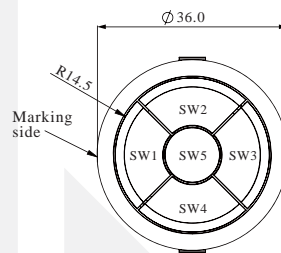
General Specifications

Switch Circuit :SP5T
 Current Rating :50mA
 Voltage Rating :12VDC
 Dielectric Withstanding Voltage :250VAC for 1 minute
 Contact Resistance :100m Ohm Max.(initial)
 Insulation Resistance :100M± Ohm Min.
 Operating Force :230gf±50gf(Tactile)/
 60gf±10gf(Noiseless)
 Total Travel(Tactile) :0.3mm±0.1mm
 Total Travel(Noiseless) :1.0mm 0.3mm
 Operating Life :1,000,000 cycles Min.
 Operating Temperature :-10 deg.~+60 deg.


Materials

Cap :Polycarbonate (PC)
 Base :Polyamide (PA)
 Reflector :Polycarbonate (PC)
 Switch Terminal :Brass with gold plating
 Action Dome :Stainless steel with silver plating(Tactile)
 Phosphor Bronze with gold plating(Noiseless)
 Sealing rubber :Silicone
 Housing :Polyamide (PA)

Dimension

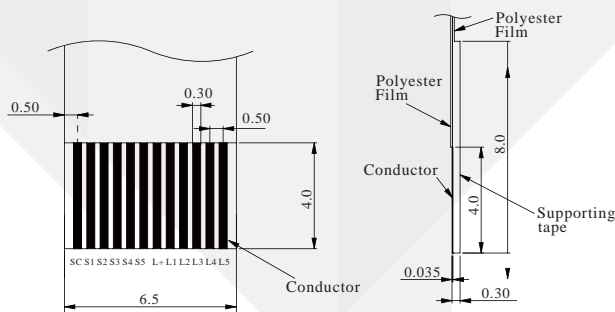
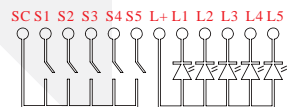


Panel cutting
 Panel thickness 1.5~4mm



The Connector for SNA1 module is YCN007 or similar JST 12FLZT-SM1-TF
 Applicable FFC: Conductor pitch / 0.5mm
 Conductor width / 0.3mm
 Mating part thickness / 0.30±0.05mm

Contact Configuration



FFC Configuration



Navigation Switches Series **SNA1**

How to Order

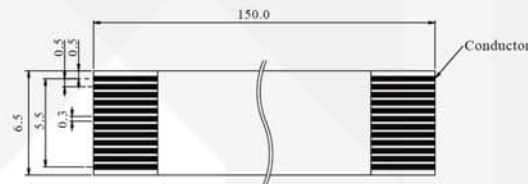
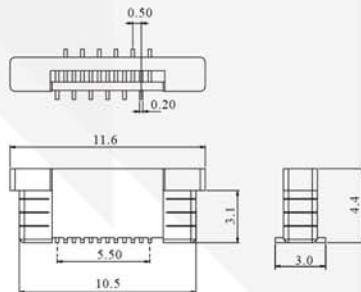
Module							
Navigation Part No	SNA1AT2551	SNA1BN1441	SNA1AT7552	SNA1BN3442	SNA1AT1553	SNA1BN7443	SNA1AN4552
Description	SNA1 Tactile , FFC Type , Yellow LED with Black housing, Painted Black Cap, Laser Marking 1.	SNA1 Noiseless, Connector Type , Red LED with white housing, Painted White Cap, Laser Marking 1.	SNA1 Tactile , FFC Type , Blue LED with Black housing, Painted Black Cap , Laser Marking 2.	SNA1 Noiseless , Connector Type , Green LED with white housing, Painted White Cap, Laser Marking 2.	SNA1 Tactile , FFC Type , Red LED with Black housing, Painted Black Cap , Laser Marking 3.	SNA1 Noiseless , Connector Type , Blue LED with white housing, Painted White Cap , Laser Marking 3.	SNA1 Noiseless, FFC Type , White LED with Black housing, Painted Black Cap , Laser Marking 2.

Color is subject to actual product.

Accessory



Connector: YCN007



FFC: YCN010

