


## LED Mini illuminator, the illustration for changing the position of clamp unit


To change the clamp unit to different position, can enlarge the angle of LED ray and add the range of illumination.




The clamp unit installed at the tail of body, it can be rotated around 360 degrees. X-axis and Y-axis allows to be swung 90-110 degrees.



Open the cover of batteries, then, take out 4 pieces of batteries.



Move up the insert of clamp unit from the slot to separate both clamp unit and body.



Move the clamp unit to the side body, then, insert it to the slot of side body to combine together.



Put the batteries in and close the cover of batteries, the clamp unit beside the body can be rotated around 360 degrees and also can be swung 90-110 degrees to left and right direction.